

How to get to our meeting room at Curian (Shinagawa Citizen hall) near Oimachi Station (JR Keihin-Tohoku Line / Tokyu Oimachi Line / Rinkai Line) 5-18-1, Higashi-oi, Shinagawa-ku, Tokyo, 140-0011, Japan

①



From the JR Line station,
go left to the exit at JR Oimachi Station Central Gate 2F.

②




You will find a guideboard in front of the building "Curian"
Go to the right side for "the Small Hall".


③-1




You will find another small sign to the Small Hall.
Go to the Left side for "the Small Hall" along the promnade.




③-2 Go straight alongside the building.



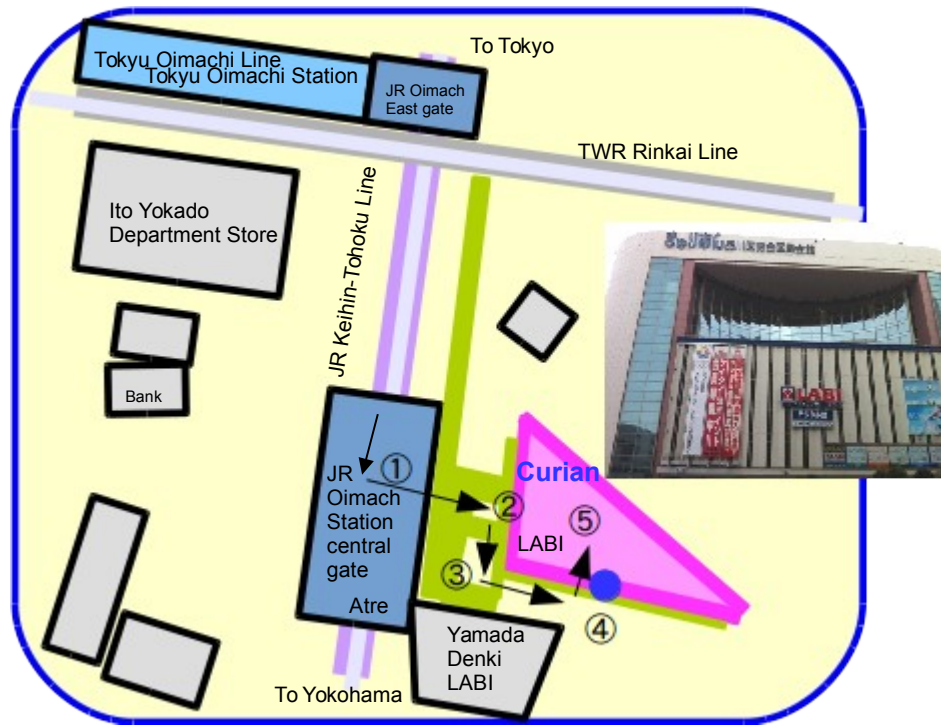
④ You can find at the entrance of the Curian 2F.



⑤-1 Go to the right side of the 2nd floor.
The meeting place of the day is posted
on a bulletin board.
There is the office of Curian past the bulletin board.



⑤-2 Please ask the office worker of the office
if you can't find our meeting room.
There are two elevators next to the office.



■ 2F Promenade

Bulletin board

Office room